



How to Make a Face Mask

#SOYBFaceMaskChallenge

How to Make a Face Mask


#SOYBFaceMaskChallenge



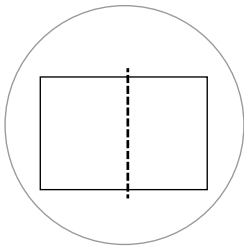
WHAT YOU WILL NEED

Adult Size: 9x16 inch with 7.5 inch elastic (2pcs)
Youth Size: 8x15 inch with 7 inch elastic (2pcs)
Child Size: 7x14 inch with 6.5 inch elastic(2pcs)
4 inch pipecleaner or twist tie
2 inch pieces of velcro
Paper towel or coffee filter (Optional)
Pleats pattern (download below)
Ruler & Pen
Sewing Machine

LEGEND

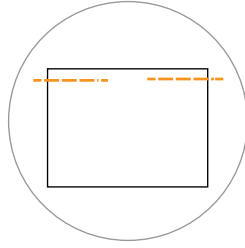
Elastic 
Stitch Line 
Fold Line 

Please see the video for detailed steps at www.mykingandbay.com



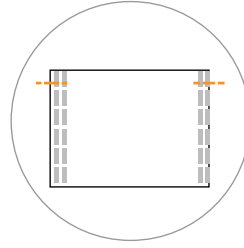
STEP 1

कपड़े को आधे में मोड़ो.



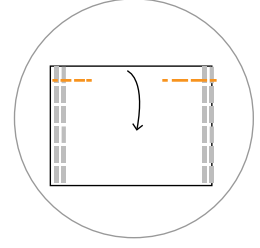
STEP 2

किनारे से चहिन तक सलाई करे.



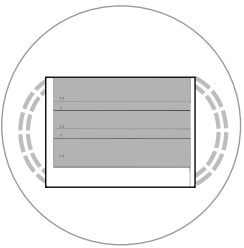
STEP 3

लोचदार में सीना.



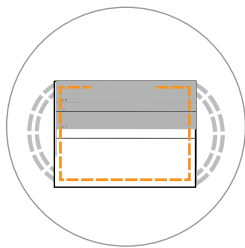
STEP 4

अंदर बाहर यह पलटें.



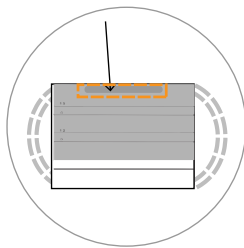
STEP 5

प्लेट्स के लिए पेपर टेम्पलेट रखें.



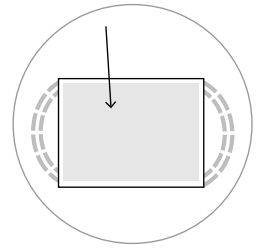
STEP 6

मुखौटा के आसपास सभी तरह स्टिचि.



STEP 7

तह में डालें, सीम के खिलाफ जगह.



STEP 8

फिल्टर के लिए कॉफी फिल्टर या कागज तैलिया सम्मलिति.

STEP 5

प्लेट्स के लिए पेपर टेम्पलेट
रखें



TOP FRONT

LARGE

1.5

.6

1.2

.6

1.2

.6

1.2